

AGRULINE Submittal and Data Sheet

- Manning Coefficient (n) = 0.009
- SDR 41 available upon request.
- Made in USA.
- Certified to:
 - NSF/ANSI/CAN 61
 - AWWA C906-21
 - ASTM D3350 Cell Class PE445574

HDPE PRESSURE PIPE SIZES

Nominal Pipe OD Size (inch)		PE4710 F714 IPS								PE4710 F714 DIPS		PE4710 F714 Metric Pipe (mm)						
		Ø24 ^{1,2}	Ø30 ^{1,2}	Ø32 ^{1,2}	Ø36 ²	Ø42 ²	Ø48 ²	Ø54 ²	Ø63 ³	Ø30 ²	Ø48 ²	Ø1800	Ø2000	Ø2250 ⁴	Ø2500 ⁴	Ø2720 ⁵	Ø2830 ⁵	Ø3260 ⁵
SDR 9 (250 psi)	Thickness, T (inch)	2.667	3.333	3.556	4.000					3.556								
	Average, ID (inch)	18.35	22.93	24.46	27.52					24.46								
	Weight (lbs/ft)	77.8	121.6	138.4	175.2					138.4								
SDR 11 (200 psi)	Thickness, T (inch)	2.182	2.727	2.909	3.273	3.818	4.364	4.909	5.727	2.909	4.618							
	Average, ID (inch)	19.37	24.22	25.83	29.06	33.91	38.75	43.59	50.86	25.83	41.01							
	Weight (lbs/ft)	65.2	101.9	116.0	146.8	199.8	260.9	330.3	449.5	116.0	292.3							
SDR 13.5 (160 psi)	Thickness, T (inch)	1.778	2.222	2.370	2.667	3.111	3.556	4.000	4.667	2.370	3.763							
	Average, ID (inch)	20.23	25.29	26.97	30.35	35.40	40.46	45.52	53.11	26.97	42.82							
	Weight (lbs/ft)	54.2	84.7	96.4	122.0	166.0	216.8	274.4	373.5	96.4	242.9							
SDR 15.5 (138 psi)	Thickness, T (inch)	1.548	1.935	2.065	2.323	2.710	3.097	3.484	4.065	2.065	3.277							
	Average, ID (inch)	20.72	25.90	27.62	31.08	36.26	41.43	46.61	54.38	27.62	43.85							
	Weight (lbs/ft)	47.7	74.6	84.9	107.4	146.2	190.9	241.6	328.9	84.9	213.8							
SDR 17 (125 psi)	Thickness, T (inch)	1.412	1.765	1.882	2.118	2.471	2.824	3.176	3.706	1.882	2.988							
	Average, ID (inch)	21.01	26.26	28.01	31.51	36.76	42.01	47.27	55.14	28.01	44.46							
	Weight (lbs/ft)	43.8	68.4	77.9	98.6	134.1	175.2	221.7	301.8	77.9	196.2							
SDR 21 (100 psi)	Thickness, T (inch)	1.143	1.429	1.524	1.714	2.000	2.286	2.571	3.000	1.524	2.419	3.375	3.750	4.218	4.687	5.099	5.306	
	Average, ID (inch)	21.58	26.97	28.77	32.37	37.76	43.15	48.55	56.64	28.77	45.67	64.03	71.15	80.04	88.93	96.76	100.67	
	Weight (lbs/ft)	35.9	56.1	63.8	80.8	110.0	143.6	181.8	247.4	63.8	160.9	314.6	388.3	491.5	606.8	718.3	777.5	
SDR 26 (80 psi)	Thickness, T (inch)	0.923	1.154	1.231	1.385	1.615	1.846	2.077	2.423	1.231	1.954	2.726	3.028	3.407	3.786	4.119	4.285	4.936
	Average, ID (inch)	22.04	27.55	29.39	33.06	38.58	44.09	49.60	57.86	29.39	46.66	65.41	72.67	81.76	90.84	98.84	102.83	118.46
	Weight (lbs/ft)	29.3	45.8	52.1	65.9	89.7	117.2	148.3	201.9	52.1	131.3	256.6	316.8	401.0	495.1	586.0	634.4	841.8
SDR 32.5 (63 psi)	Thickness, T (inch)	0.738	0.923	0.985	1.108	1.292	1.477	1.662	1.938	0.985	1.563	2.180	2.423	2.726	3.028	3.295	3.428	3.949
	Average, ID (inch)	22.43	28.04	29.91	33.65	39.26	44.87	50.48	58.89	29.91	47.49	66.56	73.96	83.20	92.45	100.58	104.65	120.55
	Weight (lbs/ft)	23.6	36.9	42.0	53.2	72.4	94.6	119.7	162.9	42.0	105.9	207.1	255.6	323.5	399.4	472.8	511.8	679.2

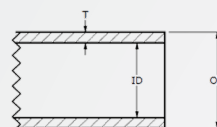
¹ Gas Pipe Sizes per ASTM F2619

² Stripes Available





³ Stripes May be Available, Check with a Representative

⁴ Derating Factor 0.80

⁵ Derating Factor 0.70



OD = Outside Diameter T = Min. Wall Thickness
Weight per foot per PPI TR-7 ID = Inside Diameter

Pipe Colors:	Black with Color Stripes:
	 Blue  Green  Yellow

Note: 70ft pipe joint availability may vary depending on pipe size and production scheduling.