

# AGRULINE Submittal and Data Sheet

## HDPE PRESSURE PIPE WATER/SEWER IPS

**Product Standards:**

- ANSI/AWWA C906
- ASTM F714
- ASTM D3035
- ASTM F2619<sup>1</sup>
- PAS-1075<sup>2</sup>

**Pipe Compound:**

- PPI TR-4 PE 4710
- ASTM D3350,  
Cell Class 445574

**Nominal Lay Lengths**

- 40ft
- 50ft
- 70ft<sup>2</sup>

Special Lengths Available  
(Laying length tolerances are in  
accordance with AWWA and  
ASTM standards)

**HDPE SIZE (IPS) PRESSURE PIPE**

| Nominal Pipe OD Size (inch) |                     | Ø24 <sup>1</sup> | Ø30 <sup>1</sup> | Ø36 <sup>1</sup> | Ø42    | Ø48    | Ø54    | Ø63    | Ø71 <sup>3</sup> |
|-----------------------------|---------------------|------------------|------------------|------------------|--------|--------|--------|--------|------------------|
| <b>SDR 9 (250 psi)</b>      | Thickness, T (inch) | 2.667            | 3.333            | 4.000            | 4.667  | -      | -      | -      | -                |
|                             | Average, ID (inch)  | 18.35            | 22.93            | 27.64            | 32.25  | -      | -      | -      | -                |
|                             | Weight (lbs/ft)     | 78.13            | 121.93           | 176.0            | 239.0  | -      | -      | -      | -                |
| <b>SDR 11 (200 psi)</b>     | Thickness, T (inch) | 2.182            | 2.727            | 3.273            | 3.818  | 4.364  | 4.909  | 5.727  | -                |
|                             | Average, ID (inch)  | 19.374           | 24.22            | 29.061           | 33.905 | 38.749 | 43.59  | 50.85  | -                |
|                             | Weight (lbs/ft)     | 65.57            | 101.68           | 147.32           | 200.02 | 278.27 | 352.14 | 447.7  | -                |
| <b>SDR 13.5 (160 psi)</b>   | Thickness, T (inch) | 1.778            | 2.222            | 2.667            | 3.111  | 3.556  | 4.000  | 4.667  | -                |
|                             | Average, ID (inch)  | 20.231           | 25.29            | 30.346           | 35.405 | 40.461 | 45.750 | 53.107 | -                |
|                             | Weight (lbs/ft)     | 54.39            | 84.65            | 122.34           | 166.57 | 216.74 | 286.94 | 390.58 | -                |
| <b>SDR 15.5 (138 psi)</b>   | Thickness, T (inch) | 1.548            | 1.935            | 2.323            | 2.710  | 3.097  | 3.484  | 4.065  | 4.582            |
|                             | Average, ID (inch)  | 20.717           | 25.90            | 31.076           | 36.255 | 41.435 | 46.614 | 54.383 | 61.40            |
|                             | Weight (lbs/ft)     | 47.81            | 74.56            | 107.24           | 146.01 | 190.64 | 241.19 | 340.15 | 415.5            |
| <b>SDR 17 (125 psi)</b>     | Thickness, T (inch) | 1.412            | 1.765            | 2.118            | 2.471  | 2.824  | 3.176  | 3.706  | 4.178            |
|                             | Average, ID (inch)  | 21.007           | 26.27            | 31.510           | 36.761 | 42.013 | 47.267 | 55.143 | 62.25            |
|                             | Weight (lbs/ft)     | 43.82            | 68.51            | 98.59            | 134.67 | 175.87 | 222.13 | 302.15 | 383.7            |
| <b>SDR 21 (100 psi)</b>     | Thickness, T (inch) | 1.143            | 1.429            | 1.714            | 2.000  | 2.286  | 2.571  | 3.000  | 3.382            |
|                             | Average, ID (inch)  | 21.577           | 26.97            | 32.366           | 37.760 | 43.154 | 48.549 | 56.640 | 63.92            |
|                             | Weight (lbs/ft)     | 35.94            | 56.10            | 80.97            | 110.29 | 144.06 | 182.33 | 248.17 | 312.9            |
| <b>SDR 26 (80 psi)</b>      | Thickness, T (inch) | 0.923            | 1.154            | 1.385            | 1.615  | 1.846  | 2.077  | 2.423  | 2.732            |
|                             | Average, ID (inch)  | 22.043           | 27.55            | 33.064           | 38.576 | 44.086 | 49.597 | 57.863 | 65.29            |
|                             | Weight (lbs/ft)     | 29.41            | 45.64            | 66.15            | 89.87  | 117.41 | 148.75 | 202.48 | 253.3            |
| <b>SDR 32.5 (63 psi)</b>    | Thickness, T (inch) | 0.738            | 0.923            | 1.108            | 1.292  | 1.477  | 1.662  | 1.938  | 2.187            |
|                             | Average, ID (inch)  | 22.435           | 28.07            | 33.651           | 39.261 | 44.869 | 50.477 | 58.891 | 66.43            |
|                             | Weight (lbs/ft)     | 23.53            | 37.04            | 52.99            | 72.09  | 94.18  | 119.22 | 162.19 | 205.8            |

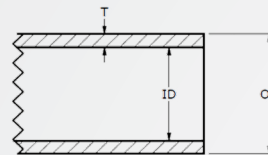
<sup>1</sup> Gas Pipe Sizes per ASTM F2619

<sup>2</sup> By Special Request





<sup>3</sup> Stripes not Available

Manning Coefficient (n) = 0.009

SDR 41 available upon request.



T = Wall Thickness      OD = Outside Diameter  
ID = Inside Diameter      Weight per foot per PPI TR-7

| Pipe Colors:  | Black with Color Stripes:   |
|---|---|
|  |  Blue  Green  Yellow |

Note: 70ft pipe joint availability may vary depending on pipe size and production scheduling.

